

HT-25 by

The **NEXT GENERATION** High-Temp Sanitizer

- Wash, rinse, and sanitize in as little as 45 seconds - Fastest in the industry!
- POWERFUL 3 HP PUMP - Scrubs away what others leave behind!
- Low water usage - only .85 gal. per load!

AVAILABLE OPTION:



Stainless Steel Built-on Booster.
Providing 57 Racks/Hour @
70° F Rise, 3 ph Only



HT-25

SAVE TIME, MONEY,
AND RESOURCES!

- Approved Dual Sanitizer - Same machine serves as either High or Low Temp
- Versatile door design - installs corner or straight

Increase your warewashing capacity without expanding your kitchen. Our HT-25 washes up to **35% FASTER WITH 33% LESS CHEMICALS, UTILITIES, AND WATER**

The features of the HT-25 eliminate re-washes. A powerful design with powerful results!

At American Dish Service, Quality People, Designs, and Products have been the foundation of our organization for over **60 years**.

www.americandish.com



BCI
PROFESSIONAL

800.577.6202 • www.BCIchem.com

HT-25

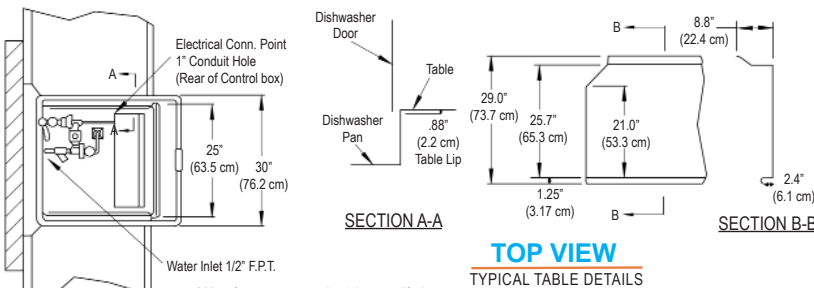
The NEXT GENERATION High-Temp Sanitizer

This powerful, next generation, high-temp sanitizer provides you with all these features...

- Available with either 45 or 60 second time cycle
- Patented Self Cleaning Spray System
- Auto II (Standard Equipment)
- Two stage SS Drain Filter - Eliminates clogged pumps
- 3 HP Wash Pump
- ADS patented Low-Water Protection
- Patented Captive Spray Arm End Caps - No Parts to Lose
- 18" Door Opening
- Configured for corner or inline
- No troublesome circuit boards - prevents down time



HT-25
with optional
built-on
Booster Heater

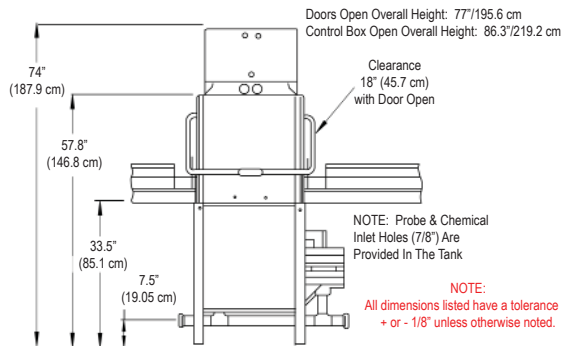
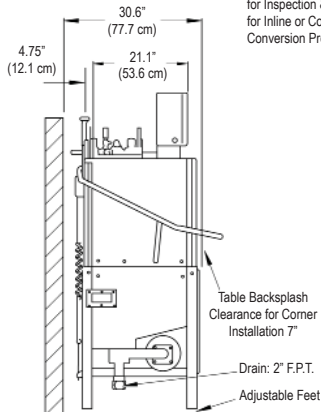


* Manufacturer reserves the right to modify these specifications in compliance with regulatory agencies and manufacturing expediency.

NOTE: All Three Doors Open in Unison for Inspection & Cleaning Purposes and Allows for Inline or Corner Applications with minimal Conversion Procedures.

CAUTION:

Electrical and Plumbing connections must be made by a qualified Service Person who will comply with all available federal, state, and local Health, Electrical, Plumbing, and Safety Codes.



NOTE:
All dimensions listed have a tolerance of
+ or - 1/8" unless otherwise noted.

Model HT-25 Specifications

U.S. REGISTERED PATENTS

RATED CAPACITY (Racks/Hour)	72 NSF Rated
WASH TANK CAPACITY	11 Gal. (41.63 Liters)
WATER TEMPERATURE, WASH	160.0 F (71 C)
WATER TEMPERATURE, RINSE	180.0 F (82.2 C)
WATER CONSUMPTION	0.85 Gallons/Rack (3.593 Liters/Rack)
WASH MOTOR	3HP
ELECTRICAL REQUIREMENTS	3-PH, 208/240V, 40A, 60 Hz (4-Wire Connection, Three #8 Wires, Ground, 40A Breaker) (5-Wire Connection, Three #8 Wires, Ground, Neutral, 40A Breaker)
	SINGLE PH, 208/240V, 90A, 60 Hz (Dual Circuit: 30A Breaker, 60A Breaker, Neutral & Ground Wires)
	COMBO OPTION: HT-25/34 W/Attached 12 kw Booster(3ph Only) (4-Wire Connection, Three #8 Wires, Ground, 50A Breaker, Single-Point Connection Of Both The D/M & Booster) (5-Wire Connection, Three #8 Wires, Ground, Neutral, 50A Breaker, Single-Point Connection of Both Dishmachine & Booster)
WASH HEATER	8 KW
RACK SIZE	19-3/4" x 19-3/4" (50.2 cm x 50.2 cm)
DOOR CLEARANCE	18" (45.72 cm)
WATER INLET(1)	1/2" F.P.T.
DRAIN SIZE	2" F.P.T.
HEIGHT (All Doors Closed)	74" (187.96 cm)
WIDTH, TABLE TO TABLE (Inline Model)	25" (63.5 cm)
	7"
	n)
	5"
	n)
	ts
	9)



BCI
PROFESSIONAL

800.577.6202 • www.BCIchem.com