

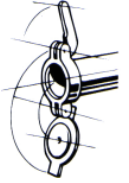
ADC-44 Conveyor by

HIGH or LOW temp the choice is yours...

A High Capacity **ENERGY SAVING**, self-purging stage conveyor...

- **244 Racks per Hour**
- Operates **ONLY** when Racks are Inserted
- **Unrivaled** cleaning ability
- **Dual** rinsing system
- **User Friendly** conveyor
- Uses as little as **.49 gallons per load**

- *lips open, snaps shut*
- *quick fast clearing of spray arms*
- *shortens the cleaning process & eliminates down time*



Captive end caps

Water Curtain Rinseability

- activates prior to final rinse
- initiates the rinsing process and acts as a shield

Dual - Fail Safe Heater Control

- precise water control mechanism
- only allows heaters to operate when tank is full
- unaffected by heavy soil, water action, strong chemicals and lime build up

Fail - Safe Conveyor System

- slip clutch design - stops rack movement
- once removed operation easily resumes
- eliminates damaged racks

Drain Pump Filter



- 2 stage **PUMP STRAINER**
- eliminates wash pump obstructions and clogged jets
- functions as drains stopper

Quality & Reliability... As tempting as it may be, a Conveyor cannot be built just to perform...
It must be built to Survive.

At American Dish Service, Quality People, Designs, and Products have been the foundations of our organization for over **45 years**.



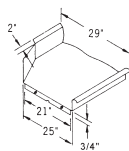
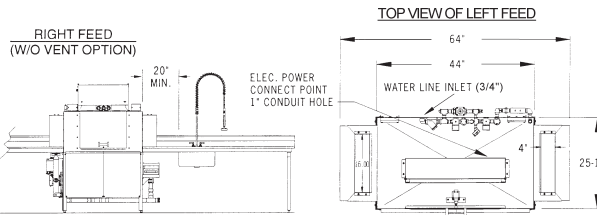
800.577.6202 • www.BCIchem.com

ADC-44 Conveyor

All these features are Standard on the ADC-44. While other manufacturers may offer these same features as Add-Ons"... at American Dish our machines are COMPLETE & READY TO RUN.



- Auto Fill
- Energy Saving Stage Washer
- No Circuit Boards
- Rack Saving Conveyor Drive
- 360 Sq. in. of Washing Action
- High Capacity Heaters
- Wide Opening Access Doors with Safety Interlock
- Skirted Motor Compartment
- Heavy Stainless Steel Const.
- No Operator Controls
- Low Water Consumption
- Quiet Operation
- 244 Racks per Hour
- Auto Cut-Off
- Self-Purging
- 11 Gallon Wash Tank
- 3 HP Wash Pump
- Dual Rinsing System



IMPORTANT NOTES

Both clean and soiled tables are to be bolted to the dishmachine with the 1/4-20x1/2" bolts and nuts provided.

Leaks cause potential problems in electrical and mechanical areas under the machine.

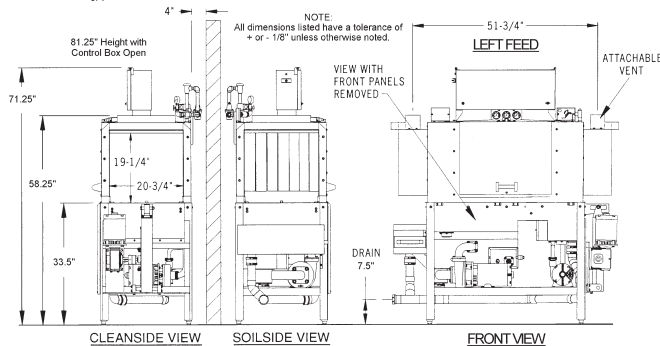
Quick drains (table scuppers) are not compatible with stage type conveyor dishmachines.

Scrap sinks shall be no closer than 20" minimum from the dishmachine end of table.

The clean exit table should be at least 72" straight for efficient conveyor operation.

Electrical and plumbing connects should be made by a qualified service person who will comply with all appropriate state and local health, electrical, plumbing, and safety codes.

• Manufacturer reserves the right to modify these specifications in compliance with regulatory agencies and manufacturing expediency.



Effective: 10/02

AD
American Dish Service
Manufacturers of More Washing Equipment
WWW.AMERICANDISH.COM
U.S. REGISTERED PATENTS
Model ADC-44 Specifications

TOTAL GAL. PER HR.	120 gph or 454.2 liters	120 gph or 454.2 liters
FINAL RINSE TEMP (20 psi)	180° F/82.2 C	120° F/48.8 C
SANITIZER	180° WATER	50ppm CHLORINE
ELECTRICAL POWER SUPPLY	208/240V, 3PH, 60 AMP, 60 HZ	3 Phase installation requires 6 gauge wires, a suitable ground, and a clean circuit.
		1 PH, 50/60 AMP, 60 HZ
		1 Phase installation requires one(1) 50 Amp service using 8 gauge wires with a 10 gauge neutral wire, and one(1) 60 Amp service using 6 gauge wires and a suitable ground, both on clean circuits.
MOTOR RATINGS	3HP WASH, 1/3HP RINSE	1/3HP CONVEYOR
HEATER RATINGS	12KW WASH, 2.25KW RINSE	
RACK SIZE	STANDARD 19.75" x 19.75"	or 50.2 x 50.2 cm
ACCESS DOOR CLEARANCE	15" x 24.5"	38.1 x 62.3 cm
RACK CLEARANCE (Through machine)	19.25" x 20.75"	48.9 x 52.7 cm
WATER INLET	(3/4") F.P.T.	
DRAIN SIZE	(2") F.P.T.	
HEIGHT (with door open)	187.3 cm	
	(81.25" or 206.3 cm with control box cover open)	
WIDTH (Overall)	64"	162.5 cm
WIDTH, TABLE TO TABLE	44"	111.7 cm
DEPTH	30"	76.2 cm
SHIPPING WEIGHT	760 POUNDS	344.7 kg
SHIPPING VOLUME (CRATED)	117 CU. FT.	3.31 cu meters

ADS has built a strong history based on Customer Service, Quality and Reliability. A Commitment to Excellence is the driving force behind American Dish Service.



BCI
PROFESSIONAL
100.577.6202 • www.BCIchem.com

© 1002